

# April 1 U.S. Holdings

Sponsored by



## 66.3 Million Fresh-Market Holdings

DOWN  
3% YOY

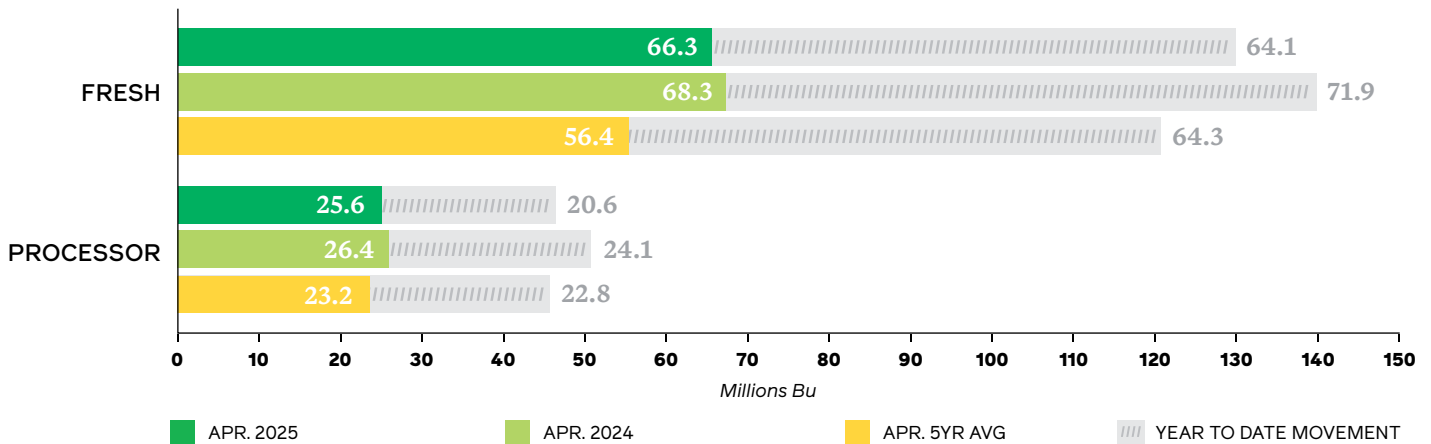
U.S. fresh apple holdings on April 1, 2025 totaled 66.3 million bushels, 3 percent less than the inventories reported last April and 18 percent more than the April five-year average.

## 25.6 Million Processing Apple Holdings

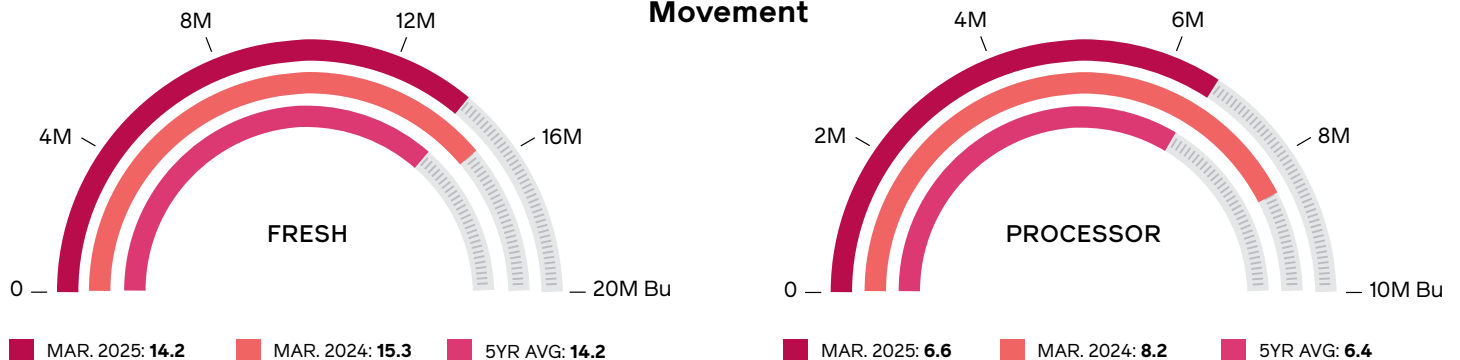
DOWN  
3% YOY

U.S. processing apple holdings on April 1, 2025 totaled 25.6 million bushels, 3 percent less than the inventories reported last April and 10 percent more than the April five-year average.

### Holdings



### Movement



# Tables & Figures

## TABLES

Table 1:	USAppleTracker Summary.....	2
Table 2:	U.S. Apple Holdings: State Summary.....	3
Table 3:	U.S. Apple Holdings: Variety Summary.....	3
Table 4:	U.S. Apple Holdings: State History.....	4
Table 5:	U.S. Apple Holdings: Variety History.....	4
Table 6:	U.S. Apple Holdings: Total Detail.....	5
Table 7:	U.S. Apple Holdings: Fresh Detail.....	6
Table 8:	U.S. Apple Holdings: Processing Detail.....	7
Table 9:	U.S. Apple Movement: State Summary.....	8
Table 10:	U.S. Apple Movement: Variety Summary.....	8
Table 11:	U.S. Apple Movement: State History.....	9
Table 12:	U.S. Apple Movement: Variety History.....	9
Table 13:	U.S. Apple Performance: Variety Detail.....	10
Table 14:	European Apple Holdings: Country Summary.....	12
Table 15:	European Apple Holdings: Variety Summary.....	12

## FIGURES

Figure 1:	U.S. Fresh Apple Exports.....	11
Figure 2:	U.S. Fresh Apple Imports.....	11
Figure 3:	U.S. Fresh Apple Net Trade: Crop YTD.....	11
Figure 4:	U.S. Apple Juice Concentrate Net Trade: Crop YTD.....	11

**Table 1:**  
**USAppleTracker**  
**Summary**  
(Millions of 42-lb Bushels)

APRIL 2025		2024/25	2023/24	5-YR AVERAGE
<b>Total Holdings</b>		<b>91.9</b>	<b>94.7</b>	<b>79.6</b>
By Use	Fresh	66.3	68.3	56.4
	Processing	25.6	26.4	23.2
By Storage Type	Regular	20.9	20.7	16.5
	CA	71.0	74.1	63.1
<b>Total Movement (prior month)</b>		<b>(20.8)</b>	<b>(23.4)</b>	<b>(20.6)</b>
By Use	Fresh	(14.2)	(15.3)	(14.2)
	Processing	(6.6)	(8.2)	(6.4)
By Storage Type	Regular	(5.0)	(5.0)	(4.6)
	CA	(15.8)	(18.5)	(15.9)



**Table 2: U.S. Apple Holdings: State Summary (42-lb Bushels)**

APRIL 2025	TOTAL		FRESH		PROCESSING	
	REGULAR	CONTROLLED ATMOSPHERE	REGULAR	CONTROLLED ATMOSPHERE	REGULAR	CONTROLLED ATMOSPHERE
<b>United States</b>	<b>20,939,557</b>	<b>70,963,291</b>	<b>15,462,142</b>	<b>50,854,728</b>	<b>5,477,415</b>	<b>20,108,563</b>
California	30,272	88,124	0	53,528	30,272	34,596
Connecticut	7,589	8,476	7,589	6,519	0	1,957
Idaho	0	52,380	0	52,380	0	0
Indiana	15,376	8,169	13,935	0	1,442	8,169
Maryland	28,820	3,660	19,900	3,660	8,920	0
Massachusetts	15,941	4,325	15,621	4,325	320	0
Michigan	0	3,364,000	0	1,687,000	0	1,677,000
North Carolina	156,735	158,971	1,442	53,096	155,293	105,876
New Hampshire	8,431	2,300	8,431	2,300	0	0
New York	1,975,590	4,950,398	529,481	2,216,930	1,446,108	2,733,468
Ohio	24,292	12,473	24,292	11,313	0	1,160
Oregon	54,536	694,056	41,532	504,768	13,004	189,288
Pennsylvania	260,074	1,438,074	65,829	554,652	194,245	883,421
Virginia	179,357	612,713	92,820	78,882	86,538	533,831
Washington	18,171,575	59,456,996	14,630,303	45,552,555	3,541,273	13,904,442
West Virginia	7,688	81,926	7,688	47,570	(0)	34,356
Other States	3,280	26,250	3,280	25,250	0	1,000

Other States include Delaware, Maine, Utah, Wisconsin and any other suppressed (S) state data.

**Table 3: U.S. Apple Holdings: Variety Summary (42-lb Bushels)**

APRIL 2025	TOTAL		FRESH		PROCESSING	
	REGULAR	CONTROLLED ATMOSPHERE	REGULAR	CONTROLLED ATMOSPHERE	REGULAR	CONTROLLED ATMOSPHERE
<b>Total Varieties</b>	<b>20,939,557</b>	<b>70,963,291</b>	<b>15,462,142</b>	<b>50,854,728</b>	<b>5,477,415</b>	<b>20,108,563</b>
Ambrosia	742,850	1,143,585	649,898	978,748	92,952	164,837
Cortland	127,922	163,251	34,058	24,342	93,865	138,910
Cosmic Crisp ®	3,457,074	6,381,974	2,981,978	4,790,403	475,096	1,591,571
Empire	153,081	187,590	73,726	139,821	79,355	47,769
Envy ®	1,117,188	1,060,907	919,870	846,796	197,318	214,111
Fuji	1,685,584	6,289,794	1,375,806	5,002,810	309,777	1,286,984
Gala	1,261,513	12,135,792	986,059	9,836,691	275,454	2,299,101
Golden Delicious	1,004,329	3,920,529	609,292	2,030,617	395,037	1,889,912
Granny Smith	2,052,770	8,814,442	1,482,174	6,878,266	570,596	1,936,176
Honeycrisp	1,513,308	6,388,182	998,837	3,758,857	514,471	2,629,325
Idared	354,421	1,078,392	1,469	12,281	352,951	1,066,111
Jonathan	58	106,274	58	22,653	0	83,621
McIntosh	357,704	617,232	185,859	273,481	171,844	343,751
Mutsu/Crispin	73,388	245,971	2,157	10,508	71,230	235,462
Newtown Pippin	30,272	30,320	0	20,652	30,272	9,668
Pink Lady/Cripps Pink	3,869,140	4,650,508	3,272,051	3,624,184	597,089	1,026,324
Red Delicious	1,536,440	11,546,970	1,184,114	9,607,844	352,326	1,939,125
Rome	352,793	1,302,158	16,384	28,241	336,410	1,273,918
Rome Sport	25	33,715	0	33,715	25	0
Spartan	7,643	151,270	432	88,740	7,211	62,530
Stayman	7,289	13,530	5,664	1,972	1,626	11,558
York	40,057	577,651	554	28,911	39,503	548,740
Other Varieties	1,194,685	4,123,255	681,678	2,814,196	513,008	1,309,059



**Table 4:**  
**U.S. Apple Holdings:**  
**State History**  
(42-lb Bushels)

APRIL 2025	TOTAL			FRESH			PROCESSING		
	2024/25	2023/24	5-YR AVERAGE	2024/25	2023/24	5-YR AVERAGE	2024/25	2023/24	5-YR AVERAGE
<b>United States</b>	<b>91,902,848</b>	<b>94,726,631</b>	<b>79,578,140</b>	<b>66,316,870</b>	<b>68,288,898</b>	<b>56,353,830</b>	<b>25,585,978</b>	<b>26,437,733</b>	<b>23,224,309</b>
California	118,396	147,399	122,247	53,528	74,652	60,262	64,868	72,747	61,985
Connecticut	16,065	28,118	21,006	14,108	21,224	17,271	1,957	6,894	3,735
Idaho	52,380	101,654	59,097	52,380	51,188	47,804	0	50,466	11,293
Indiana	23,545	23,924	20,854	13,935	14,159	12,342	9,610	9,765	8,512
Maryland	32,480	290,998	185,239	23,560	141,386	76,686	8,920	149,612	108,553
Massachusetts	20,265	28,045	30,353	19,945	28,045	30,233	320	0	120
Michigan	3,364,000	4,880,000	3,390,802	1,687,000	3,173,000	1,796,002	1,677,000	1,707,000	1,594,800
North Carolina	315,706	374,331	207,702	54,537	105,713	62,104	261,169	268,618	145,598
New Hampshire	10,731	1,849	1,822	10,731	854	1,539	0	995	283
New York	6,925,988	7,270,550	5,677,406	2,746,411	3,690,169	2,546,084	4,179,577	3,580,381	3,131,322
Ohio	36,765	17,543	25,376	35,606	16,365	23,602	1,160	1,179	1,775
Oregon	748,592	759,467	582,906	546,300	545,840	435,754	202,292	213,627	147,152
Pennsylvania	1,698,148	3,270,164	2,843,748	620,482	921,753	634,148	1,077,666	2,348,411	2,209,599
Virginia	792,071	1,257,200	1,082,283	171,702	180,260	168,080	620,368	1,076,940	914,203
Washington	77,628,571	76,173,333	65,186,840	60,182,857	59,257,143	50,388,539	17,445,714	16,916,190	14,798,301
West Virginia	89,614	91,056	135,524	55,258	56,147	48,942	34,356	34,909	86,582
Other States	29,530	11,000	4,937	28,530	11,000	4,439	1,000	0	498

Other States include Delaware, Maine, Utah, Wisconsin and any other suppressed (S) state data.

**Table 5:**  
**U.S. Apple Holdings:**  
**Variety History**  
(42-lb Bushels)

APRIL 2025	TOTAL			FRESH			PROCESSING		
	2024/25	2023/24	5-YR AVERAGE	2024/25	2023/24	5-YR AVERAGE	2024/25	2023/24	5-YR AVERAGE
<b>Total Varieties</b>	<b>91,902,848</b>	<b>94,726,631</b>	<b>79,578,140</b>	<b>66,316,870</b>	<b>68,288,898</b>	<b>56,353,830</b>	<b>25,585,978</b>	<b>26,437,733</b>	<b>23,224,309</b>
Ambrosia	1,886,435	2,107,686	1,177,308	1,628,646	1,623,896	951,736	257,789	483,790	225,572
Cortland	291,174	307,787	231,247	58,399	82,695	64,971	232,774	225,092	166,276
Cosmic Crisp ®	9,839,048	6,629,524	2,938,894	7,772,381	5,238,095	2,336,609	2,066,667	1,391,429	602,286
Empire	340,671	546,804	476,622	213,547	423,056	352,410	127,124	123,749	124,212
Envy ®	2,178,095	1,208,571	241,714	1,766,667	1,090,476	218,095	411,429	118,095	23,619
Fuji	7,975,377	8,668,559	8,436,139	6,378,616	6,590,576	6,592,134	1,596,761	2,077,983	1,844,006
Gala	13,397,305	12,384,679	12,431,064	10,822,750	10,382,555	10,225,900	2,574,555	2,002,125	2,205,164
Golden Delicious	4,924,858	5,704,920	5,349,882	2,639,910	2,867,099	2,771,596	2,284,949	2,837,822	2,578,285
Granny Smith	10,867,212	11,528,939	9,528,085	8,360,440	9,093,029	7,308,159	2,506,772	2,435,911	2,219,926
Honeycrisp	7,901,490	14,105,744	9,657,726	4,757,694	8,982,437	5,916,687	3,143,796	5,123,307	3,741,039
Idared	1,432,813	1,125,005	1,164,096	13,751	77,038	73,105	1,419,062	1,047,967	1,090,991
Jonathan	106,332	120,840	122,195	22,710	45,028	49,514	83,621	73,813	72,681
McIntosh	974,936	1,048,163	903,380	459,340	496,937	478,932	515,596	551,226	424,448
Mutsu/Crispin	319,358	301,661	255,854	12,666	28,929	26,813	306,693	272,733	229,041
Newtown Pippin	60,592	71,635	61,912	20,652	29,100	25,354	39,939	42,535	36,558
Pink Lady/Cripps Pink	8,519,648	6,088,814	4,911,067	6,896,235	4,903,912	3,971,110	1,623,413	1,184,902	939,958
Red Delicious	13,083,410	13,703,479	13,743,434	10,791,959	11,780,999	11,244,416	2,291,451	1,922,480	2,499,018
Rome	1,654,952	1,691,677	1,786,644	44,624	93,812	111,867	1,610,328	1,597,866	1,674,777
Rome Sport	33,740	28,558	29,265	33,715	20,702	15,544	25	7,856	13,721
Spartan	158,913	200,590	101,977	89,172	156,961	89,379	69,741	43,628	12,598
Stayman	20,819	67,845	54,102	7,635	6,149	5,568	13,184	61,696	48,534
York	617,708	953,830	963,397	29,465	29,939	22,810	588,243	923,891	940,587
Other Varieties	5,317,940	6,131,318	4,890,959	3,495,873	4,245,480	3,410,160	1,822,067	1,885,838	1,480,799





**Table 6: U.S. Apple Holdings: Total Detail (42-lb Bushels)**

Other States include Delaware, Maine, Utah, Wisconsin and any other suppressed (S) state data.

APRIL 2025	STORAGE TYPE	US	CA	CT	ID	IN	MD	MA	MI	NC	NH	NY	OH	OR	PA	VA	WA	WV	OTHER STATES
Ambrosia	Total	1,886,435	0	0	0	0	0	0	0	0	0	26,822	0	0	6,280	0	1,853,333	0	0
	CA	1,143,585	0	0	0	0	0	0	0	0	0	25,328	0	0	6,257	0	1,112,000	0	0
Cortland	Total	291,174	0	1,665	0	0	0	1,442	0	0	2,962	272,151	153	0	1,891	7,988	0	1,922	1,000
	CA	163,251	0	223	0	0	0	0	0	0	928	150,748	58	0	384	7,988	0	1,922	1,000
Cosmic Crisp ®	Total	9,839,048	0	0	0	0	0	0	0	0	0	0	0	0	0	0	9,839,048	0	0
	CA	6,381,974	0	0	0	0	0	0	0	0	0	0	0	0	0	0	6,381,974	0	0
Empire	Total	340,671	5,958	818	0	0	0	0	20,000	6,967	707	297,362	211	0	3,444	2,319	0	2,883	0
	CA	187,590	5,958	241	0	0	0	0	20,000	6,967	281	149,968	173	0	1,682	2,319	0	0	0
Envy ®	Total	2,178,095	0	0	0	0	0	0	0	0	0	0	0	0	0	0	2,178,095	0	0
	CA	1,060,907	0	0	0	0	0	0	0	0	0	0	0	0	0	0	1,060,907	0	0
Fuji	Total	7,975,377	3,364	148	0	0	7,340	0	613,000	3,123	0	364,057	2,183	121,436	140,895	15,034	6,700,952	3,844	0
	CA	6,289,794	3,364	148	0	0	0	0	613,000	3,123	0	326,564	992	108,482	125,083	9,601	5,097,515	1,922	0
Gala	Total	13,397,305	0	240	0	9,610	0	0	643,000	12,974	946	572,153	4,050	45,950	161,079	14,638	11,924,762	2,403	5,500
	CA	12,135,792	0	0	0	8,169	0	0	643,000	12,974	914	485,192	1,700	24,926	147,052	10,240	10,793,723	2,403	5,500
Golden Delicious	Total	4,924,858	61,985	240	5,960	0	4,860	0	309,000	102,860	468	502,059	5,694	0	351,056	213,897	3,354,286	12,493	0
	CA	3,920,529	61,985	0	5,960	0	0	0	309,000	46,105	0	394,010	4,007	0	321,253	183,082	2,582,634	12,493	0
Granny Smith	Total	10,867,212	0	190	0	961	2,440	0	0	0	0	93,822	4,601	13,231	42,075	8,202	10,696,190	0	5,500
	CA	8,814,442	0	190	0	0	0	0	0	0	0	81,850	690	2,772	33,297	1,567	8,688,576	0	5,500
Honeycrisp	Total	7,901,490	0	0	0	0	0	961	0	0	234	180,858	527	164,809	20,220	833	7,519,048	0	14,000
	CA	6,388,182	0	0	0	0	0	961	0	0	0	122,678	0	161,634	10,250	0	6,078,659	0	14,000
Idared	Total	1,432,813	0	2,087	0	0	20	0	301,000	0	0	1,097,564	288	0	2,934	28,920	0	0	0
	CA	1,078,392	0	1,943	0	0	0	0	301,000	0	0	746,367	201	0	0	28,881	0	0	0
Jonathan	Total	106,332	0	0	0	0	0	2,403	83,000	0	0	16,787	0	0	4,084	58	0	0	0
	CA	106,274	0	0	0	0	0	2,403	83,000	0	0	16,787	0	0	4,084	0	0	0	0
McIntosh	Total	974,936	0	3,224	0	0	0	12,493	144,000	961	1,299	808,095	556	0	2,547	1,510	0	0	250
	CA	617,232	0	622	0	0	0	0	144,000	961	0	469,239	153	0	529	1,478	0	0	250
Mutsu/ Crispin	Total	319,358	0	0	0	0	0	0	0	0	1,406	311,631	153	0	3,816	2,352	0	0	0
	CA	245,971	0	0	0	0	0	0	0	0	0	243,780	86	0	0	2,105	0	0	0
Newtown Pippin	Total	60,592	47,089	0	0	0	0	0	0	9,610	0	0	0	0	769	3,123	0	0	0
	CA	30,320	16,818	0	0	0	0	0	0	9,610	0	0	0	0	769	3,123	0	0	0
Pink Lady/ Cripps Pink	Total	8,519,648	0	1,000	0	0	6,560	961	3,000	13,935	0	107,076	2,500	177,611	26,098	51,622	8,102,857	26,428	0
	CA	4,650,508	0	0	0	0	0	961	3,000	13,935	0	102,441	0	177,254	24,948	51,542	4,250,000	26,428	0
Red Delicious	Total	13,083,410	0	366	46,420	7,688	9,700	961	482,000	7,020	128	392,172	9,543	225,519	155,532	100,576	11,611,429	34,356	0
	CA	11,546,970	0	126	46,420	0	3,660	0	482,000	7,020	0	269,676	2,160	218,988	139,056	27,911	10,315,597	34,356	0
Rome	Total	1,654,952	0	0	0	4,325	0	0	317,000	139,534	0	866,762	0	0	213,146	114,186	0	0	0
	CA	1,302,158	0	0	0	0	0	0	317,000	40,996	0	682,541	0	0	164,838	96,785	0	0	0
Rome Sport	Total	33,740	0	0	0	0	0	0	0	0	0	31,312	0	0	25	0	0	2,403	0
	CA	33,715	0	0	0	0	0	0	0	0	0	31,312	0	0	0	0	0	2,403	0
Spartan	Total	158,913	0	0	0	0	0	0	0	7,208	0	149,849	0	0	673	1,184	0	0	0
	CA	151,270	0	0	0	0	0	0	0	7,208	0	142,206	0	0	673	1,184	0	0	0
Stayman	Total	20,819	0	144	0	961	680	0	0	0	0	2,181	0	0	1,168	13,283	0	2,403	0
	CA	13,530	0	0	0	0	0	0	0	0	0	1,220	0	0	384	11,925	0	0	0
York	Total	617,708	0	0	0	0	0	0	0	5,766	0	38,145	0	0	447,536	125,780	0	481	0
	CA	577,651	0	0	0	0	0	0	0	5,766	0	38,145	0	0	419,850	113,889	0	0	0
Others	Total	5,317,940	0	5,943	0	0	880	1,045	449,000	5,749	2,579	795,129	6,306	36	112,857	86,565	3,848,571	0	3,280
	CA	4,123,255	0	4,983	0	0	0	0	449,000	4,307	176	470,347	2,254	0	37,684	59,093	3,095,411	0	0
Total Varieties	Total	91,902,848	118,396	16,065	52,380	23,545	32,480	20,265	3,364,000	315,706	10,731	6,925,988	36,765	748,592	1,698,148	792,071	77,628,571	89,614	29,530
	CA	70,963,291	88,124	8,476	52,380	8,169	3,660	4,325	3,364,000	158,971	2,300	4,950,398	12,473	694,056	1,438,074	612,713	59,456,996	81,926	26,250



**Table 7: U.S. Apple Holdings: Fresh Detail (42-lb Bushels)**

Other States include Delaware, Maine, Utah, Wisconsin and any other suppressed (S) state data.

APRIL 2025	STORAGE TYPE	US	CA	CT	ID	IN	MD	MA	MI	NC	NH	NY	OH	OR	PA	VA	WA	WV	OTHER STATES
Ambrosia	Total	1,628,646	0	0	0	0	0	0	0	0	0	1,534	0	0	6,160	0	1,620,952	0	0
	CA	978,748	0	0	0	0	0	0	0	0	0	40	0	0	6,137	0	972,571	0	0
Cortland	Total	58,399	0	1,665	0	0	0	1,442	0	0	2,962	47,365	153	0	1,891	0	0	1,922	1,000
	CA	24,342	0	223	0	0	0	0	0	0	928	19,826	58	0	384	0	0	1,922	1,000
Cosmic Crisp ®	Total	7,772,381	0	0	0	0	0	0	0	0	0	0	0	0	0	0	7,772,381	0	0
	CA	4,790,403	0	0	0	0	0	0	0	0	0	0	0	0	0	0	4,790,403	0	0
Empire	Total	213,547	673	818	0	0	0	0	5,000	5,286	707	193,200	211	0	3,263	1,506	0	2,883	0
	CA	139,821	673	241	0	0	0	0	5,000	5,286	281	124,980	173	0	1,682	1,506	0	0	0
Envy ®	Total	1,766,667	0	0	0	0	0	0	0	0	0	0	0	0	0	0	1,766,667	0	0
	CA	846,796	0	0	0	0	0	0	0	0	0	0	0	0	0	0	846,796	0	0
Fuji	Total	6,378,616	0	148	0	0	7,340	0	579,000	2,403	0	340,525	2,183	90,216	110,431	12,050	5,230,476	3,844	0
	CA	5,002,810	0	148	0	0	0	0	579,000	2,403	0	303,816	992	78,896	101,783	7,106	3,926,745	1,922	0
Gala	Total	10,822,750	0	240	0	0	0	0	482,000	12,013	946	537,549	4,050	33,654	154,420	12,378	9,580,000	0	5,500
	CA	9,836,691	0	0	0	0	0	0	482,000	12,013	914	477,517	1,700	18,128	142,880	8,015	8,688,025	0	5,500
Golden Delicious	Total	2,639,910	43,245	240	5,960	0	1,000	0	10,000	961	468	36,846	5,694	0	96,047	27,907	2,399,048	12,493	0
	CA	2,030,617	43,245	0	5,960	0	0	0	10,000	961	0	30,900	4,007	0	93,710	9,625	1,819,715	12,493	0
Granny Smith	Total	8,360,440	0	186	0	961	0	0	0	0	0	42,176	4,601	9,131	34,442	6,348	8,258,095	0	4,500
	CA	6,878,266	0	186	0	0	0	0	0	0	0	42,165	690	2,016	33,057	273	6,795,378	0	4,500
Honeycrisp	Total	4,757,694	0	0	0	0	0	961	0	0	234	131,220	527	120,175	20,220	833	4,469,524	0	14,000
	CA	3,758,857	0	0	0	0	0	961	0	0	0	105,835	0	117,552	10,250	0	3,510,258	0	14,000
Idared	Total	13,751	0	144	0	0	0	0	0	0	0	13,280	288	0	0	39	0	0	0
	CA	12,281	0	0	0	0	0	0	0	0	0	12,080	201	0	0	0	0	0	0
Jonathan	Total	22,710	0	0	0	0	0	2,403	3,000	0	0	13,166	0	0	4,084	58	0	0	0
	CA	22,653	0	0	0	0	0	2,403	3,000	0	0	13,166	0	0	4,084	0	0	0	0
McIntosh	Total	459,340	0	3,219	0	0	0	12,493	45,000	721	1,299	394,443	556	0	1,327	32	0	0	250
	CA	273,481	0	617	0	0	0	0	45,000	721	0	226,211	153	0	529	0	0	0	250
Mutsu/ Crispin	Total	12,666	0	0	0	0	0	0	0	0	1,406	10,859	153	0	0	247	0	0	0
	CA	10,508	0	0	0	0	0	0	0	0	0	10,422	86	0	0	0	0	0	0
Newtown Pippin	Total	20,652	9,610	0	0	0	0	0	0	7,688	0	0	0	0	769	2,585	0	0	0
	CA	20,652	9,610	0	0	0	0	0	0	7,688	0	0	0	0	769	2,585	0	0	0
Pink Lady/ Cripps Pink	Total	6,896,235	0	1,000	0	0	6,560	961	2,000	9,610	0	105,000	2,500	129,044	19,191	44,178	6,576,190	0	0
	CA	3,624,184	0	0	0	0	961	961	2,000	9,610	0	100,365	0	128,912	18,188	44,098	3,320,050	0	0
Red Delicious	Total	10,791,959	0	366	46,420	7,688	8,660	961	396,000	3,844	128	283,747	8,383	164,044	145,822	57,064	9,640,000	28,830	0
	CA	9,607,844	0	126	46,420	0	3,660	0	396,000	3,844	0	227,978	1,000	159,264	130,347	4,365	8,606,011	28,830	0
Rome	Total	44,624	0	0	0	4,325	0	0	0	0	0	39,215	0	0	481	604	0	0	0
	CA	28,241	0	0	0	0	0	0	0	0	0	27,760	0	0	481	0	0	0	0
Rome Sport	Total	33,715	0	0	0	0	0	0	0	0	0	31,312	0	0	0	0	0	2,403	0
	CA	33,715	0	0	0	0	0	0	0	0	0	31,312	0	0	0	0	0	2,403	0
Spartan	Total	89,172	0	0	0	0	0	0	0	4,805	0	82,833	0	0	673	862	0	0	0
	CA	88,740	0	0	0	0	0	0	0	4,805	0	82,400	0	0	673	862	0	0	0
Stayman	Total	7,635	0	144	0	961	0	0	0	0	0	2,181	0	0	1,068	879	0	2,403	0
	CA	1,972	0	0	0	0	0	0	0	0	0	1,220	0	0	384	367	0	0	0
York	Total	29,465	0	0	0	0	0	0	0	5,766	0	21,142	0	0	1,922	154	0	481	0
	CA	28,911	0	0	0	0	0	0	0	5,766	0	21,142	0	0	1,922	81	0	0	0
Others	Total	3,495,873	0	5,938	0	0	0	725	165,000	1,442	2,579	418,819	6,306	36	18,247	3,978	2,869,524	0	3,280
	CA	2,814,196	0	4,978	0	0	0	0	165,000	0	176	357,794	2,254	0	7,392	0	2,276,601	0	0
Total Varieties	Total	66,316,870	53,528	14,108	52,380	13,935	23,560	19,945	1,687,000	54,537	10,731	2,746,411	35,606	546,300	620,482	171,702	60,182,857	55,258	28,530
	CA	50,854,728	53,528	6,519	52,380	0	3,660	4,325	1,687,000	53,096	2,300	2,216,930	11,313	504,768	554,652	78,882	45,552,555	47,570	25,250



**Table 8: U.S. Apple Holdings: Processing Detail (42-lb Bushels)**

Other States include Delaware, Maine, Utah, Wisconsin and any other suppressed (S) state data.

APRIL 2025	STORAGE TYPE	US	CA	CT	ID	IN	MD	MA	MI	NC	NH	NY	OH	OR	PA	VA	WA	WV	OTHER STATES
Ambrosia	Total	257,789	0	0	0	0	0	0	0	0	0	25,288	0	0	120	0	232,381	0	0
	CA	164,837	0	0	0	0	0	0	0	0	0	25,288	0	0	120	0	139,429	0	0
Cortland	Total	232,774	0	0	0	0	0	0	0	0	0	224,786	0	0	0	7,988	0	0	0
	CA	138,910	0	0	0	0	0	0	0	0	0	130,922	0	0	0	7,988	0	0	0
Cosmic Crisp ®	Total	2,066,667	0	0	0	0	0	0	0	0	0	0	0	0	0	0	2,066,667	0	0
	CA	1,591,571	0	0	0	0	0	0	0	0	0	0	0	0	0	0	1,591,571	0	0
Empire	Total	127,124	5,286	0	0	0	0	0	15,000	1,682	0	104,162	0	0	181	813	0	0	0
	CA	47,769	5,286	0	0	0	0	0	15,000	1,682	0	24,989	0	0	0	813	0	0	0
Envy ®	Total	411,429	0	0	0	0	0	0	0	0	0	0	0	0	0	0	411,429	0	0
	CA	214,111	0	0	0	0	0	0	0	0	0	0	0	0	0	0	214,111	0	0
Fuji	Total	1,596,761	3,364	0	0	0	0	0	34,000	721	0	23,533	0	31,220	30,464	2,984	1,470,476	0	0
	CA	1,286,984	3,364	0	0	0	0	0	34,000	721	0	22,749	0	29,586	23,300	2,495	1,170,770	0	0
Gala	Total	2,574,555	0	0	0	9,610	0	0	161,000	961	0	34,604	0	12,296	6,659	2,260	2,344,762	2,403	0
	CA	2,299,101	0	0	0	8,169	0	0	161,000	961	0	7,676	0	6,798	4,172	2,225	2,105,699	2,403	0
Golden Delicious	Total	2,284,949	18,740	0	0	0	3,860	0	299,000	101,899	0	465,213	0	0	255,009	185,990	955,238	0	0
	CA	1,889,912	18,740	0	0	0	0	0	299,000	45,144	0	363,110	0	0	227,543	173,457	762,919	0	0
Granny Smith	Total	2,506,772	0	4	0	0	2,440	0	0	0	0	51,645	0	4,100	7,633	1,854	2,438,095	0	1,000
	CA	1,936,176	0	4	0	0	0	0	0	0	0	39,684	0	756	240	1,294	1,893,198	0	1,000
Honeycrisp	Total	3,143,796	0	0	0	0	0	0	0	0	0	49,638	0	44,634	0	0	3,049,524	0	(0)
	CA	2,629,325	0	0	0	0	0	0	0	0	0	16,843	0	44,082	0	0	2,568,401	0	0
Idared	Total	1,419,062	0	1,943	0	0	20	0	301,000	0	0	1,084,284	0	0	2,934	28,881	0	0	0
	CA	1,066,111	0	1,943	0	0	0	0	301,000	0	0	734,287	0	0	0	28,881	0	0	0
Jonathan	Total	83,621	0	0	0	0	0	0	80,000	0	0	3,621	0	0	0	0	0	0	0
	CA	83,621	0	0	0	0	0	0	80,000	0	0	3,621	0	0	0	0	0	0	0
McIntosh	Total	515,596	0	5	0	0	0	0	99,000	240	0	413,652	0	0	1,220	1,478	0	0	(0)
	CA	343,751	0	5	0	0	0	0	99,000	240	0	243,027	0	0	0	1,478	0	0	0
Mutsu/ Crispin	Total	306,693	0	0	0	0	0	0	0	0	0	300,772	0	0	3,816	2,105	0	0	0
	CA	235,462	0	0	0	0	0	0	0	0	0	233,358	0	0	0	2,105	0	0	0
Newtown Pippin	Total	39,939	37,479	0	0	0	0	0	0	1,922	0	0	0	0	0	538	0	0	0
	CA	9,668	7,208	0	0	0	0	0	0	1,922	0	0	0	0	0	538	0	0	0
Pink Lady/ Cripps Pink	Total	1,623,413	0	0	0	0	0	0	1,000	4,325	0	2,076	0	48,567	6,907	7,444	1,526,667	26,428	0
	CA	1,026,324	0	0	0	0	0	0	1,000	4,325	0	2,076	0	48,342	6,760	7,444	929,949	26,428	0
Red Delicious	Total	2,291,451	0	0	0	0	1,040	0	86,000	3,176	0	108,425	1,160	61,475	9,709	43,512	1,971,429	5,526	0
	CA	1,939,125	0	0	0	0	0	0	86,000	3,176	0	41,698	1,160	59,724	8,709	23,546	1,709,586	5,526	0
Rome	Total	1,610,328	0	0	0	0	0	0	317,000	139,534	0	827,546	0	0	212,665	113,582	0	0	0
	CA	1,273,918	0	0	0	0	0	0	317,000	40,996	0	654,781	0	0	164,357	96,785	0	0	0
Rome Sport	Total	25	0	0	0	0	0	0	0	0	0	0	0	0	25	0	0	0	0
	CA	0	0	0	0	0	0	0	0	0	0	0	0	0	0	0	0	0	0
Spartan	Total	69,741	0	0	0	0	0	0	0	2,403	0	67,016	0	0	0	322	0	0	0
	CA	62,530	0	0	0	0	0	0	0	2,403	0	59,805	0	0	0	322	0	0	0
Stayman	Total	13,184	0	0	0	0	680	0	0	0	0	0	0	0	100	12,404	0	0	0
	CA	11,558	0	0	0	0	0	0	0	0	0	0	0	0	0	11,558	0	0	0
York	Total	588,243	0	0	0	0	0	0	0	0	0	17,003	0	0	445,614	125,626	0	0	0
	CA	548,740	0	0	0	0	0	0	0	0	0	17,003	0	0	417,928	113,809	0	0	0
Others	Total	1,822,067	0	5	0	0	880	320	284,000	4,307	0	376,311	0	0	94,610	82,587	979,048	0	(0)
	CA	1,309,059	0	5	0	0	0	0	284,000	4,307	0	112,552	0	0	30,292	59,093	818,810	0	0
<b>Total Varieties</b>	<b>Total</b>	<b>25,585,978</b>	<b>64,868</b>	<b>1,957</b>	<b>0</b>	<b>9,610</b>	<b>8,920</b>	<b>320</b>	<b>1,677,000</b>	<b>261,169</b>	<b>0</b>	<b>4,179,577</b>	<b>1,160</b>	<b>202,292</b>	<b>1,077,666</b>	<b>620,368</b>	<b>17,445,714</b>	<b>34,356</b>	<b>1,000</b>
	<b>CA</b>	<b>20,108,563</b>	<b>34,596</b>	<b>1,957</b>	<b>0</b>	<b>8,169</b>	<b>0</b>	<b>0</b>	<b>1,677,000</b>	<b>105,876</b>	<b>0</b>	<b>2,733,468</b>	<b>1,160</b>	<b>189,288</b>	<b>883,421</b>	<b>533,831</b>	<b>13,904,442</b>	<b>34,356</b>	<b>1,000</b>



**Table 9: U.S. Apple Movement: State Summary (42-lb Bushels)**

MARCH 2025	TOTAL		FRESH		PROCESSING	
	REGULAR	CONTROLLED ATMOSPHERE	REGULAR	CONTROLLED ATMOSPHERE	REGULAR	CONTROLLED ATMOSPHERE
<b>United States</b>	<b>(5,022,928)</b>	<b>(15,813,183)</b>	<b>(3,163,011)</b>	<b>(11,074,331)</b>	<b>(1,859,917)</b>	<b>(4,738,852)</b>
California	(6,844)	(19,922)	0	(12,101)	(6,844)	(7,821)
Connecticut	(7,254)	(3,272)	(7,254)	(3,230)	0	(42)
Idaho	(22,560)	(65,720)	(22,560)	(25,720)	0	(40,000)
Indiana	(3,476)	(1,847)	(3,150)	0	(326)	(1,847)
Maryland	4,101	(24)	(4,078)	3,066	8,179	(3,090)
Massachusetts	(6,995)	(978)	(7,315)	(978)	320	0
Michigan	(611,000)	(1,072,000)	(154,000)	(758,000)	(457,000)	(314,000)
North Carolina	(35,433)	(35,939)	(326)	(12,003)	(35,107)	(23,935)
New Hampshire	(1,906)	(520)	(1,906)	(520)	0	0
New York	(570,826)	(1,303,070)	(112,455)	(924,733)	(458,371)	(378,338)
Ohio	(11,016)	(5,387)	(11,016)	(5,125)	0	(262)
Oregon	(22,535)	(144,804)	(14,940)	(105,312)	(7,595)	(39,492)
Pennsylvania	(81,439)	(473,659)	(12,281)	(183,282)	(69,158)	(290,377)
Virginia	(41,663)	(197,873)	(21,159)	(18,637)	(20,504)	(179,236)
Washington	(3,597,352)	(12,430,267)	(2,786,859)	(8,980,760)	(810,493)	(3,449,507)
West Virginia	(1,738)	(18,521)	(1,738)	(10,754)	(0)	(7,767)
Other States	(4,991)	(39,381)	(1,972)	(36,242)	(3,018)	(3,138)

Notes: Data reported in 42-pound bushels.

Other States include Delaware, Maine, Utah, Wisconsin and any other suppressed (S) state data.

**Table 10: U.S. Apple Movement: Variety Summary (42-lb Bushels)**

MARCH 2025	TOTAL		FRESH		PROCESSING	
	REGULAR	CONTROLLED ATMOSPHERE	REGULAR	CONTROLLED ATMOSPHERE	REGULAR	CONTROLLED ATMOSPHERE
<b>Total Varieties</b>	<b>(5,022,928)</b>	<b>(15,813,183)</b>	<b>(3,163,011)</b>	<b>(11,074,331)</b>	<b>(1,859,917)</b>	<b>(4,738,852)</b>
Ambrosia	(63,506)	(108,916)	(50,173)	(83,184)	(13,333)	(25,732)
Cortland	(26,545)	(52,862)	(5,325)	(33,448)	(21,220)	(19,414)
Cosmic Crisp ®	(553,808)	(961,430)	(512,647)	(823,543)	(41,160)	(137,887)
Empire	(49,231)	(165,650)	(20,162)	(162,857)	(29,069)	(2,793)
Envy ®	(302,349)	(286,222)	(254,390)	(234,181)	(47,959)	(52,041)
Fuji	(526,280)	(1,653,670)	(377,549)	(1,182,630)	(148,731)	(471,041)
Gala	(350,045)	(2,799,557)	(244,340)	(2,259,172)	(105,705)	(540,385)
Golden Delicious	(353,718)	(941,776)	(108,679)	(351,427)	(245,038)	(590,349)
Granny Smith	(382,606)	(1,764,117)	(290,519)	(1,401,515)	(92,087)	(362,602)
Honeycrisp	(495,704)	(2,023,189)	(299,112)	(1,105,178)	(196,592)	(918,011)
Idared	(163,341)	(236,119)	(1,431)	(69,568)	(161,910)	(166,551)
Jonathan	(8,013)	(21,262)	(2,013)	(10,443)	(6,000)	(10,819)
McIntosh	(124,650)	(157,483)	(51,267)	(123,926)	(73,383)	(33,557)
Mutsu/Crispin	(15,303)	(59,742)	(872)	(36,605)	(14,431)	(23,137)
Newtown Pippin	(6,844)	(6,854)	0	(4,669)	(6,844)	(2,186)
Pink Lady/Cripps Pink	(652,385)	(759,198)	(556,728)	(602,019)	(95,657)	(157,179)
Red Delicious	(318,384)	(2,132,128)	(233,403)	(1,889,077)	(84,981)	(243,050)
Rome	(130,274)	(309,965)	(5,511)	(59,863)	(124,763)	(250,101)
Rome Sport	(469)	(641)	0	(641)	(469)	0
Spartan	(1,728)	15,977	(98)	(27,732)	(1,630)	43,710
Stayman	(1,074)	(1,563)	(1,333)	1,050	259	(2,613)
York	(23,285)	(144,179)	(125)	(6,536)	(23,160)	(137,643)
Other Varieties	(473,409)	(1,242,638)	(147,357)	(607,168)	(326,052)	(635,471)

Note: Data reported in 42-pound bushels.





**Table 11:**  
**U.S. Apple Movement:**  
**State History**  
(42-lb Bushels)

MARCH 2025	TOTAL			FRESH			PROCESSING		
	2024/25	2023/24	5-YR AVERAGE	2024/25	2023/24	5-YR AVERAGE	2024/25	2023/24	5-YR AVERAGE
<b>United States</b>	<b>(20,836,111)</b>	<b>(23,438,494)</b>	<b>(20,557,822)</b>	<b>(14,237,341)</b>	<b>(15,257,252)</b>	<b>(14,192,932)</b>	<b>(6,598,770)</b>	<b>(8,181,242)</b>	<b>(6,364,890)</b>
California	(26,766)	(36,375)	(36,136)	(12,101)	(18,423)	(18,404)	(14,665)	(17,953)	(17,733)
Connecticut	(10,526)	(14,768)	(8,563)	(10,484)	(14,514)	(8,473)	(42)	(254)	(90)
Idaho	(88,280)	(28,452)	(62,094)	(48,280)	(15,386)	(48,679)	(40,000)	(13,066)	(13,416)
Indiana	(5,323)	(5,904)	(5,575)	(3,150)	(3,494)	(3,299)	(2,173)	(2,410)	(2,275)
Maryland	4,077	(23,566)	(56,193)	(1,012)	(55,952)	(58,201)	5,089	32,386	2,008
Massachusetts	(7,973)	(6,921)	(2,637)	(8,293)	(6,921)	(2,464)	320	0	(173)
Michigan	(1,683,000)	(2,549,000)	(1,930,998)	(912,000)	(1,184,000)	(793,598)	(771,000)	(1,365,000)	(1,137,400)
North Carolina	(71,372)	(92,378)	(109,828)	(12,329)	(26,088)	(16,283)	(59,043)	(66,290)	(93,545)
New Hampshire	(2,426)	(456)	(2,571)	(2,426)	(211)	(2,506)	0	(245)	(65)
New York	(1,873,896)	(1,468,680)	(1,713,092)	(1,037,187)	(863,339)	(1,140,481)	(836,709)	(605,341)	(572,611)
Ohio	(16,403)	(4,329)	(8,646)	(16,141)	(4,039)	(6,913)	(262)	(291)	(1,733)
Oregon	(167,339)	(237,686)	(156,937)	(120,252)	(84,232)	(104,573)	(47,087)	(153,454)	(52,364)
Pennsylvania	(555,098)	(1,614,083)	(972,089)	(195,563)	(1,158,503)	(433,086)	(359,535)	(455,580)	(539,004)
Virginia	(239,536)	97,977	(194,163)	(39,796)	(70,075)	(60,484)	(199,740)	168,051	(133,680)
Washington	(16,027,619)	(17,420,000)	(15,238,917)	(11,767,619)	(11,727,619)	(11,462,793)	(4,260,000)	(5,692,381)	(3,776,125)
West Virginia	(20,259)	(22,471)	(36,882)	(12,492)	(13,856)	(13,085)	(7,767)	(8,615)	(23,797)
Other States	(44,371)	(11,400)	(22,500)	(38,214)	(10,600)	(19,611)	(6,157)	(800)	(2,889)

Notes: Data reported in 42-pound bushels.  
Other States include Delaware, Maine, Utah, Wisconsin and any other suppressed (S) state data.

**Table 12:**  
**U.S. Apple Movement:**  
**Variety History**  
(42-lb Bushels)

MARCH 2025	TOTAL			FRESH			PROCESSING		
	2024/25	2023/24	5-YR AVERAGE	2024/25	2023/24	5-YR AVERAGE	2024/25	2023/24	5-YR AVERAGE
<b>Total Varieties</b>	<b>(20,836,111)</b>	<b>(23,438,494)</b>	<b>(20,557,822)</b>	<b>(14,237,341)</b>	<b>(15,257,252)</b>	<b>(14,192,932)</b>	<b>(6,598,770)</b>	<b>(8,181,242)</b>	<b>(6,364,890)</b>
Ambrosia	(172,422)	(187,720)	(236,170)	(133,357)	(219,474)	(180,410)	(39,065)	31,754	(55,759)
Cortland	(79,407)	(81,556)	(81,784)	(38,773)	(19,899)	(47,671)	(40,634)	(41,658)	(34,113)
Cosmic Crisp ®	(1,515,238)	(594,286)	(464,771)	(1,336,190)	(608,571)	(388,962)	(179,048)	14,286	(75,809)
Empire	(214,881)	(288,707)	(322,898)	(183,019)	(144,226)	(191,866)	(31,862)	(144,480)	(131,033)
Envy ®	(588,571)	(628,571)	(125,714)	(488,571)	(571,429)	(114,286)	(100,000)	(57,143)	(11,429)
Fuji	(2,179,950)	(1,748,098)	(2,221,067)	(1,560,179)	(1,623,601)	(1,856,192)	(619,771)	(124,496)	(364,875)
Gala	(3,149,602)	(2,947,703)	(3,449,434)	(2,503,512)	(2,259,984)	(2,847,484)	(646,091)	(687,719)	(601,949)
Golden Delicious	(1,295,493)	(2,397,523)	(1,475,640)	(460,106)	(598,997)	(640,741)	(835,387)	(1,798,526)	(834,899)
Granny Smith	(2,146,722)	(2,613,970)	(2,122,696)	(1,692,033)	(1,710,410)	(1,592,157)	(454,689)	(903,561)	(530,539)
Honeycrisp	(2,518,893)	(3,258,930)	(2,705,149)	(1,404,290)	(2,056,002)	(1,574,237)	(1,114,603)	(1,202,928)	(1,130,912)
Idared	(399,460)	(273,983)	(315,016)	(70,998)	(16,304)	(13,567)	(328,462)	(257,678)	(301,449)
Jonathan	(29,275)	(44,861)	(40,253)	(12,456)	(24,942)	(1,324)	(16,819)	(19,918)	(38,928)
McIntosh	(282,133)	(332,024)	(354,703)	(175,192)	(205,225)	(252,864)	(106,940)	(126,800)	(101,839)
Mutsu/Crispin	(75,045)	(56,572)	(44,394)	(37,478)	(14,295)	(6,666)	(37,567)	(42,276)	(37,728)
Newtown Pippin	(13,698)	(16,082)	(15,735)	(4,669)	(5,585)	(5,927)	(9,029)	(10,497)	(9,808)
Pink Lady/Cripps Pink	(1,411,583)	(1,012,539)	(979,811)	(1,158,747)	(797,283)	(810,060)	(252,836)	(215,256)	(169,751)
Red Delicious	(2,450,511)	(3,589,779)	(2,798,522)	(2,122,480)	(2,330,943)	(2,142,205)	(328,032)	(1,258,837)	(656,318)
Rome	(440,239)	(455,239)	(457,397)	(65,374)	(23,989)	(19,404)	(374,864)	(431,249)	(437,993)
Rome Sport	(1,110)	(3,875)	(14,832)	(641)	(3,875)	(4,597)	(469)	0	(10,235)
Spartan	14,250	(1,349)	(21,907)	(27,830)	(5,166)	(20,798)	42,080	3,817	(1,109)
Stayman	(2,637)	(12,036)	(17,141)	(283)	(1,512)	(1,783)	(2,354)	(10,523)	(15,358)
York	(167,465)	(135,639)	(192,021)	(6,661)	(7,608)	(6,242)	(160,803)	(128,030)	(185,778)
Other Varieties	(1,716,047)	(2,777,454)	(2,063,599)	(754,524)	(2,007,930)	(1,445,168)	(961,523)	(769,524)	(618,431)

Note: Data reported in 42-pound bushels.



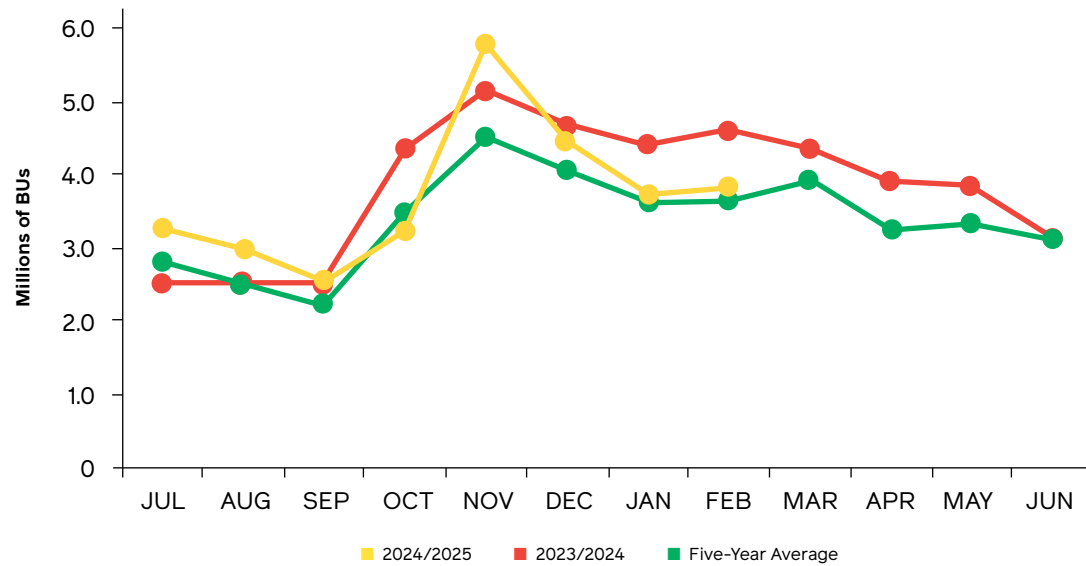
**Table 13: U.S. Apple Performance: Variety Detail**

APRIL 2025	FRESH						PROCESSING					
	REMAINING HOLDINGS			MOVEMENT RATE			REMAINING HOLDINGS			MOVEMENT RATE		
	MARCH 2025	2024/25	2023/24	5-YR AVERAGE	2024/25	2023/24	5-YR AVERAGE	2024/25	2023/24	5-YR AVERAGE	2024/25	2023/24
<b>Total Varieties</b>	<b>51%</b>	<b>49%</b>	<b>47%</b>	<b>18%</b>	<b>18%</b>	<b>20%</b>	<b>55%</b>	<b>52%</b>	<b>50%</b>	<b>21%</b>	<b>24%</b>	<b>22%</b>
Ambrosia	58%	55%	52%	8%	12%	16%	59%	95%	58%	13%	-7%	20%
Cortland	23%	32%	23%	40%	19%	42%	64%	55%	44%	15%	16%	17%
Cosmic Crisp ®	66%	70%	64%	15%	10%	14%	69%	68%	60%	8%	-1%	11%
Empire	23%	44%	31%	46%	25%	35%	19%	21%	22%	20%	54%	51%
Envy ®	42%	27%	27%	22%	34%	34%	514%	92%	92%	20%	33%	33%
Fuji	45%	45%	45%	20%	20%	22%	64%	59%	50%	28%	6%	17%
Gala	44%	43%	43%	19%	18%	22%	59%	40%	44%	20%	26%	21%
Golden Delicious	46%	44%	48%	15%	17%	19%	52%	48%	51%	27%	39%	24%
Granny Smith	52%	50%	49%	17%	16%	18%	56%	57%	57%	15%	27%	19%
Honeycrisp	35%	45%	41%	23%	19%	21%	42%	50%	43%	26%	19%	23%
Idared	33%	80%	52%	84%	17%	16%	72%	53%	61%	19%	20%	22%
Jonathan	27%	42%	39%	35%	36%	3%	39%	40%	35%	17%	21%	35%
McIntosh	39%	41%	35%	28%	29%	35%	55%	56%	51%	17%	19%	19%
Mutsu/Crispin	42%	49%	42%	75%	33%	20%	84%	66%	69%	11%	13%	14%
Newtown Pippin	53%	52%	42%	18%	16%	19%	53%	49%	42%	18%	20%	21%
Pink Lady/Cripps Pink	88%	62%	60%	14%	14%	17%	83%	71%	68%	13%	15%	15%
Red Delicious	56%	52%	53%	16%	17%	16%	60%	49%	59%	13%	40%	21%
Rome	26%	51%	55%	59%	20%	15%	69%	61%	65%	19%	21%	21%
Rome Sport	222%	61%	43%	2%	16%	23%	0%	74%	30%	95%	0%	43%
Spartan	53%	122%	73%	24%	3%	19%	95%	779%	226%	-152%	-10%	8%
Stayman	36%	28%	26%	4%	20%	24%	19%	69%	46%	15%	15%	24%
York	53%	49%	42%	18%	20%	21%	38%	70%	63%	21%	12%	16%
Other Varieties	45%	51%	37%	18%	32%	30%	36%	41%	35%	35%	29%	29%

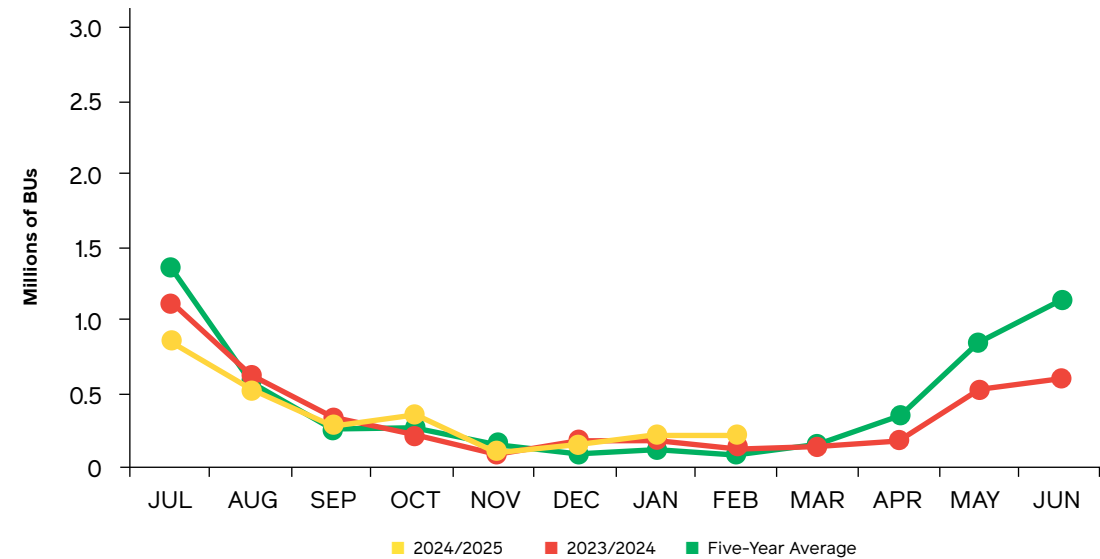
Note: Remaining Holdings is a cumulative metric while Movement Rate is a monthly snapshot. The first will tell you if you are ahead or behind total disposition compared to the same time last year. The second will tell you if the last month's disposition was faster or slower than the disposition in the same month the previous year.



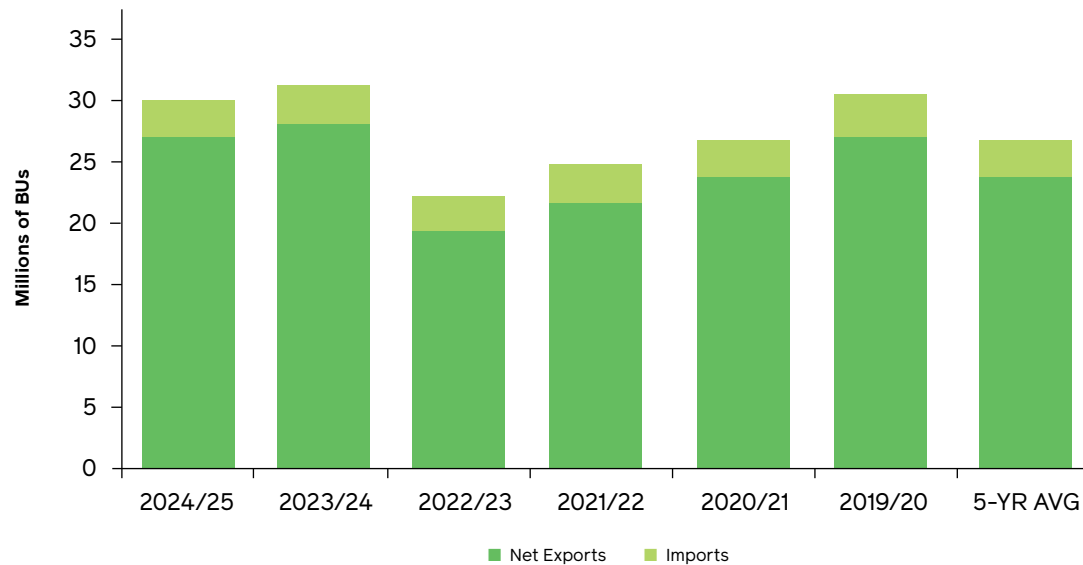
**Figure 1: U.S. Fresh Apple Exports**



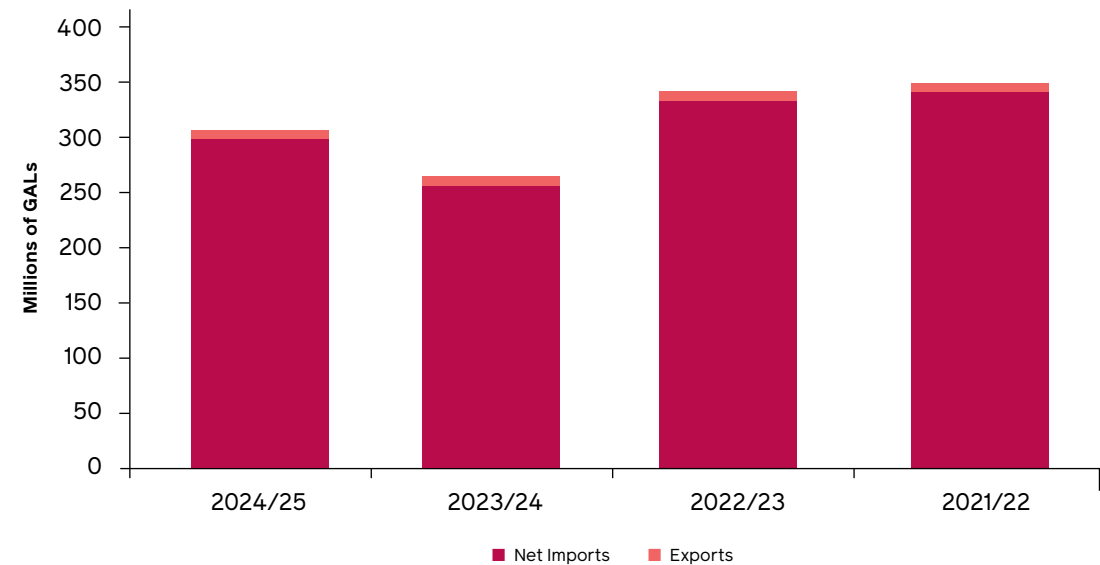
**Figure 2: U.S. Fresh Apple Imports**



**Figure 3: U.S. Fresh Apple Net Trade: Crop YTD**



**Figure 4: U.S. Apple Juice Concentrate Net Trade: Crop YTD**



Sources: USDA, Foreign Agricultural Service, USApple  
 Notes: Crop year data reported from July to June - data lags by two months.  
 Five-year average does not include current crop year.



**Table 14: European Apple Holdings: Country Summary**

MARCH 2025	2024/25	2023/24	5-YR AVERAGE	MOVEMENT (PRIOR MO.)
<b>Total Europe</b>	<b>125,712,806</b>	<b>134,945,678</b>	<b>139,454,386</b>	<b>(33,805,955)</b>
Austria	1,909,054	3,403,610	3,701,913	(449,148)
Belgium	2,148,170	3,168,183	3,883,677	(747,927)
Czech Republic	406,018	1,208,919	1,386,139	(170,543)
Denmark	279,199	132,592	191,277	(97,003)
France	22,130,534	22,368,704	21,483,119	(5,669,684)
Germany	7,911,646	8,822,994	10,349,589	(2,198,584)
Italy	44,996,413	44,137,200	42,474,933	(10,939,837)
Poland	28,870,024	37,058,612	38,580,850	(9,920,790)
Spain	7,666,234	7,226,257	7,589,180	(1,396,427)
Switzerland	2,477,940	1,773,407	2,022,676	(482,392)
The Netherlands	3,574,319	3,529,709	4,748,889	(936,386)
United Kingdom	3,343,254	2,115,490	3,042,145	(797,233)

Source: The World Apple and Pear Association  
 Note: Data reported in 42-pound bushels.

**DISCLAIMER**

While efforts have been made to ensure the accuracy and reliability of the information contained in this report, all information in this report is provided by the U.S. Apple Association (USApple) "as-is" with no guarantee of completeness, accuracy or timeliness and without warranty of any kind expressed or implied by USApple. Use of such information is voluntary, and reliance on it should only be undertaken after an independent review of its accuracy, completeness and applicability.

© 2025 U.S. Apple Association. Reproduction in whole or in part of the material contained herein is prohibited without prior permission from USApple.

For more information, contact the author of this report, Christopher Gerlach, Director, Industry Analytics at USApple: 7600 Leesburg Pike, Suite 400 East | Falls Church, VA 22043 | 703.442.8850 | usapple.org

**Table 15: European Apple Holdings: Variety Summary**

MARCH 2025	2024/25	2023/24	5-YR AVERAGE	MOVEMENT (PRIOR MO.)
<b>Total Varieties</b>	<b>125,712,806</b>	<b>134,945,678</b>	<b>139,454,386</b>	<b>(33,805,955)</b>
Annurca	26,245	-	-	(288,700)
Boskoop	156,881	252,823	349,796	(127,610)
Braeburn	3,619,699	3,660,197	4,426,491	(980,113)
Bramley	272,900	111,491	634,973	(41,730)
Cameo	202,248	47,399	121,002	(40,523)
Cortland	-	-	-	-
Cox Orange	8,556	-	39,043	(1,785)
Cripps Pink	8,411,517	8,234,314	6,329,915	(2,548,157)
Elstar	3,212,736	2,757,798	3,748,308	(1,299,636)
Fuji	4,263,191	4,019,705	4,960,951	(1,408,193)
Gala	8,000,041	10,508,649	11,626,450	(4,594,843)
Gloster	683,327	578,240	1,697,557	(162,092)
Golden Delicious	36,239,444	42,779,902	38,964,251	(6,901,213)
Granny Smith	6,447,103	4,643,302	5,590,840	(1,288,308)
Holsteiner Cox	-	210	4,063	(4,357)
Idared	5,640,338	6,070,938	8,150,141	(1,060,215)
Jonagold	5,217,947	5,815,333	7,305,790	(1,052,628)
Jonagored	924,741	1,049,240	1,856,164	(149,628)
Jonathan	-	-	-	-
Lobo	-	-	-	-
Morgendurf/imperat	360,455	331,836	456,106	(95,321)
Pinova	2,683,532	3,680,052	3,070,278	(910,476)
Red Delicious	4,577,978	4,425,654	5,944,825	(2,399,875)
Red Jonaprince	7,062,224	8,877,414	8,523,037	(1,201,998)
Reinette	1,607,147	972,447	1,094,246	19,963
Shampion	2,626,332	2,634,836	3,522,395	(794,713)
Stayman	-	-	-	-
Spartan	-	-	4,588	-
Other Varieties	23,468,223	23,493,897	21,033,177	(6,473,804)

Source: The World Apple and Pear Association  
 Note: Data reported in 42-pound bushels.

