

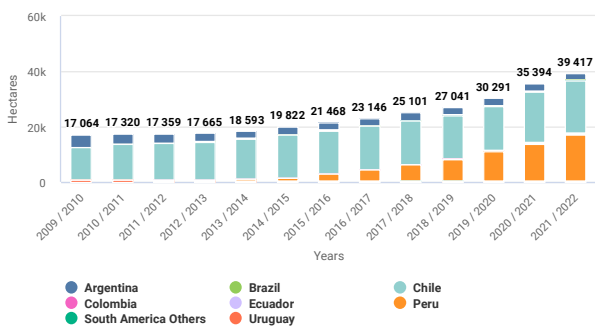
SOUTH AMERICA

Planting and Production Data, Figures & Commentary (Denominated in Hectares and Thousands of Metric Tons)

South America Highbush Hectares by Country

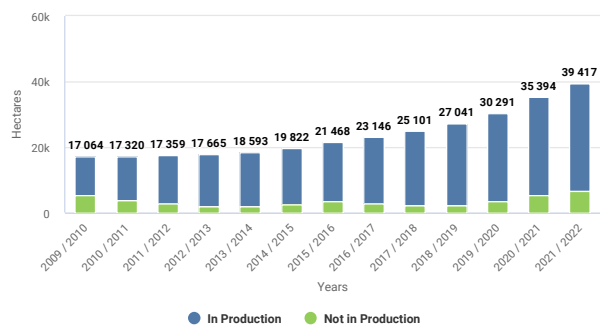
South America	Planting					2021/2022 Production		
	2017/2018	2018/2019	2019/2020	2020/2021	2021/2022	Fresh	Process	Total
Peru	5,992	7,884	10,964	13,613	16,850	243.40	18.05	261.45
Chile	15,754	15,708	15,784	18,185	18,802	122.90	62.40	185.30
Argentina	2,700	2,700	2,650	2,515	2,500	10.69	7.02	17.71
Colombia	145	225	320	500	600	3.40	0.11	3.51
Uruguay	300	290	273	241	240	0.77	0.07	0.84
Ecuador	2	4	80	120	185	0.75	-	0.75
Brazil	202	220	220	220	240	0.60	-	0.60
South America Totals	25,100	27,041	30,291	35,394	39,417	382.51	87.65	470.16

South America Highbush Hectares by Country



Source: IBO

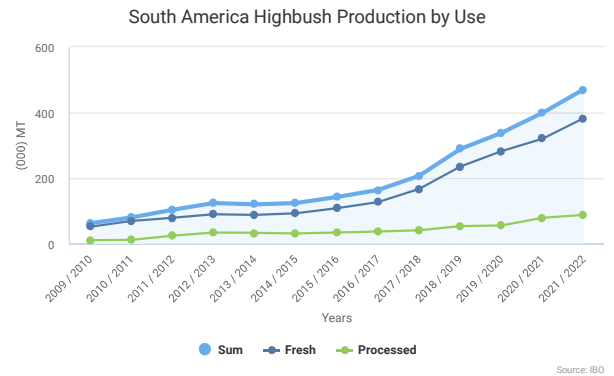
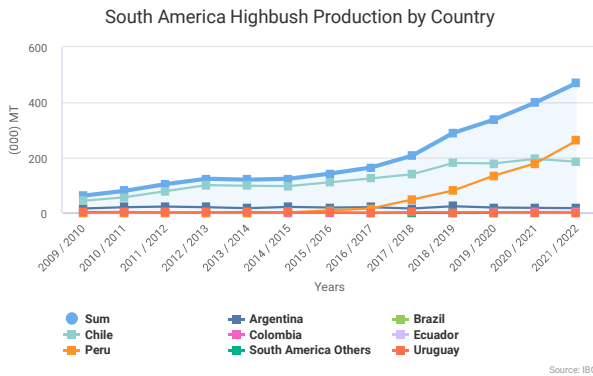
South America Highbush Hectares by Status



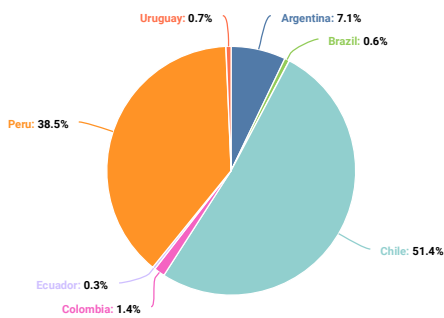
Source: IBO

South America Highbush Production by Country

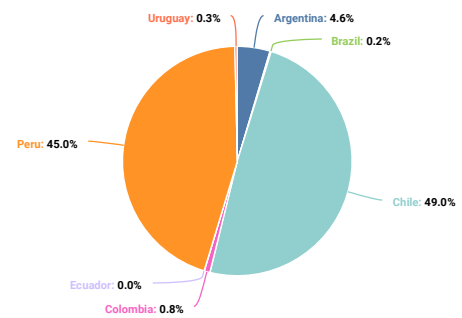
South America	2019/2020			2020/2021			2021/2022		
Productions Totals	Fresh	Process	Total	Fresh	Process	Total	Fresh	Process	Total
Peru	125.40	9.43	134.83	162.73	16.85	179.58	243.40	18.05	261.45
Chile	136.96	42.10	179.06	138.78	56.98	195.76	122.90	62.40	185.30
Argentina	15.82	4.00	19.82	13.70	4.80	18.50	10.69	7.02	17.71
Colombia	1.90	0.10	2.00	3.10	0.10	3.20	3.40	0.11	3.51
Uruguay	1.28	-	1.28	1.30	-	1.30	0.77	0.07	0.84
Ecuador	0.02	-	0.02	0.19	-	0.19	0.75	-	0.75
Brazil	0.60	-	0.60	0.70	-	0.70	0.60	-	0.60
South America Totals	282.01	55.63	337.64	320.50	78.73	399.23	382.51	87.65	470.16



2021/2022 South America Highbush Hectares by Country



2021/2022 South America Highbush Production by Country



Put the future
of your blueberry business
on the road to success.

**UNITEC innovative
Blueberry Vision 3 and UNIQ Blueberry technologies
care about your blueberries and your business.**

At **UNITEC**, we are used to taking care of your future, with **cutting-edge, intelligent and automated solutions**, which are able to ensure **important and real Results over time**.

With **Blueberry Vision 3** and **UNIQ Blueberry** your blueberries have a higher value. Nothing is left to chance thanks to an **efficient and complete sorting of the qualities: internal quality, external quality, shape defects**, in addition to **optical size and color**.
Because your business needs certainties. And a bright future.

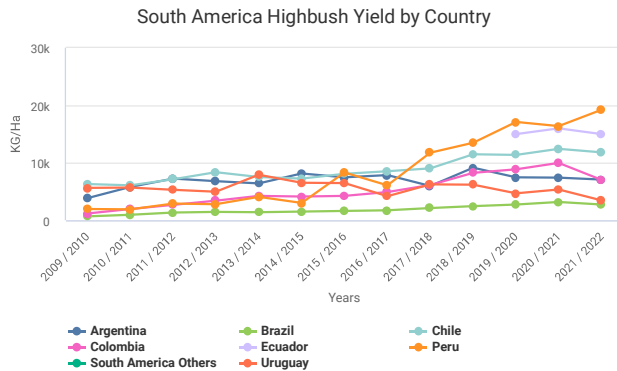
Enter the UNITEC world. The future of your business will be on the road to success.



BLUEBERRY VISION 3
Unitec Technology

UNIQ BLUEBERRY
Unitec Technology





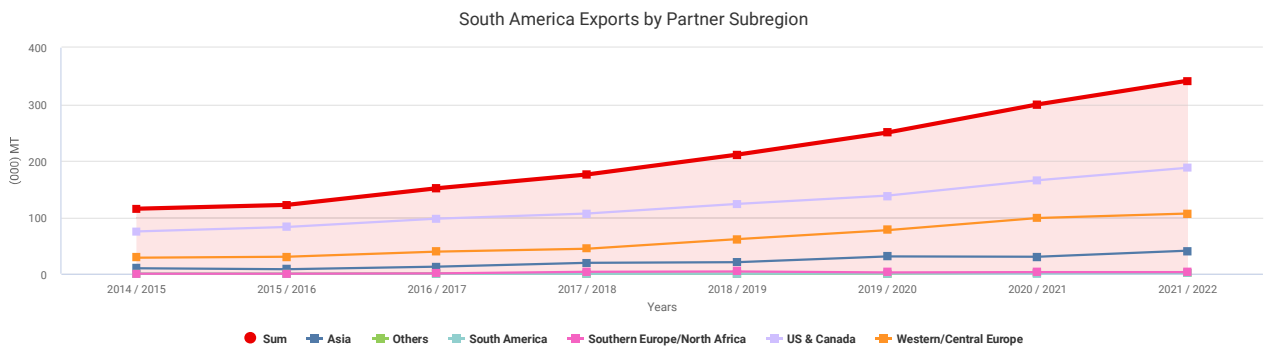
South America 2021 Production Metrics

Hectares Planted:	39,416.6 Ha
Hectares in Production:	32,831.0 Ha
Production:	470.16 (000) MT
Growth in Production ¹ :	▲70.9 (000) MT (15.09%)
Growth from Hectares ² :	▲45.79 (000) MT (64.56%)
Growth from Yield ³ :	▲25.16 (000) MT (35.47%)
Yield:	14,320.94 (Kg/Ha)
Exports:	341.50 (000) MT
Imports:	0.92 (000) MT

¹ Growth in volume produced compared to previous season
² Volume increase from new hectares coming into production
³ Volume increase from higher yields

South America Exports by Partner Subregion

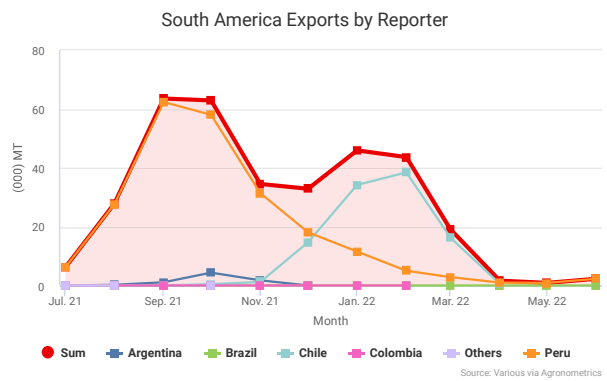
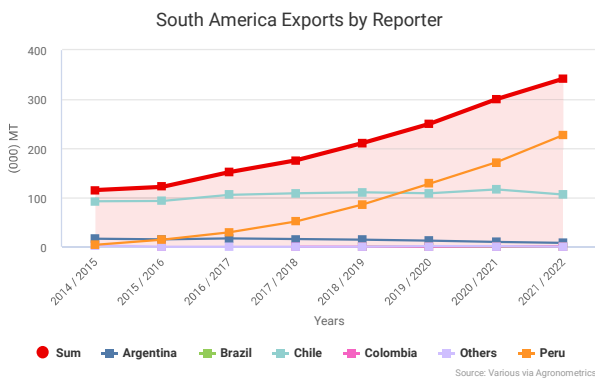
Subregion	2018/2019	2019/2020	2020/2021	2021/2022
US & Canada	123.51	138.21	165.69	187.43
Western/Central Europe	61.43	77.39	98.84	106.76
Asia	20.54	30.69	29.97	40.76
Southern Europe/North Africa	4.42	2.73	3.04	3.29
Middle East	0.16	0.34	1.00	1.30
Others	0.53	0.84	1.31	1.96
South America Totals	210.58	250.20	299.84	341.50



Source: Various via Agronomics

South America Exports by Reporter

Reporter	2018/2019	2019/2020	2020/2021	2021/2022
Peru	85.56	128.28	171.83	227.48
Chile	110.45	108.38	116.67	106.05
Argentina	14.55	12.28	9.84	7.59
Colombia	0.00	0.21	0.55	0.37
Brazil	0.02	0.01	0.06	0.01
Others	0.00	1.03	0.90	0.00
South America Totals	210.58	250.20	299.84	341.50



Cocogreen®
The Trusted Benchmark In Blueberry Substrates

MCT®
 Moisture Control Technology

Reduces fertilisers by up to 60% compared to other coco medium

**Reducing time to first fruit by months
 Higher Class 1 Fruit**